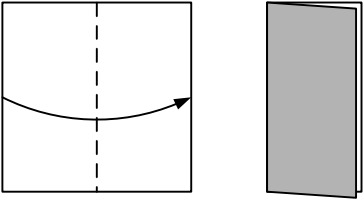
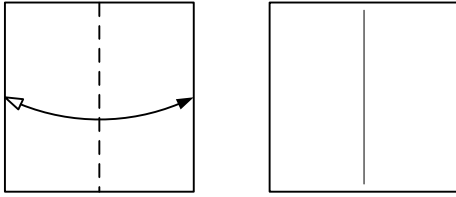
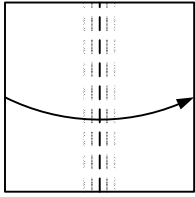
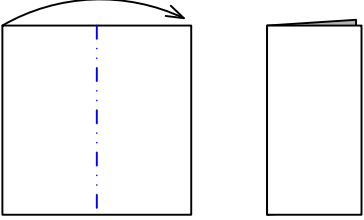
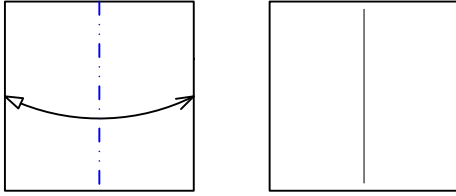
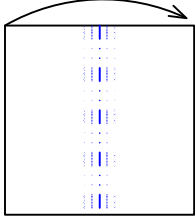
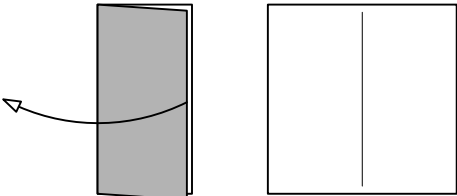
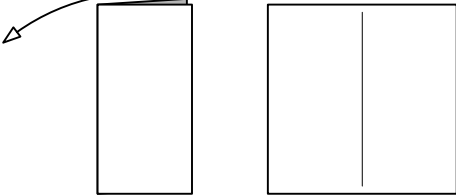


# Origami Faltsymbole

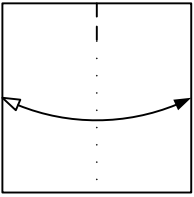
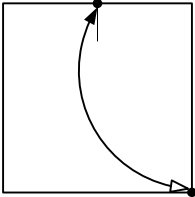


Copyright 2008-2013 © www.orime.de Dominik Meißner



 <p>Talfalte</p>	 <p>Talfalten und wieder Auffalten</p>	 <p>Variable Talfalte (T-up2you)</p>
---------------------------------------------------------------------------------------------------	--------------------------------------------------------------------------------------------------------------------------	-------------------------------------------------------------------------------------------------------------------------

 <p>Bergfalte</p>	 <p>Bergfalten und wieder Auffalten</p>	 <p>Variable Bergfalte (M-up2you)</p>
----------------------------------------------------------------------------------------------------	---------------------------------------------------------------------------------------------------------------------------	--------------------------------------------------------------------------------------------------------------------------

 <p>Auffalten / Zurückfalten</p>	 <p>Auffalten / Zurückfalten</p>
---------------------------------------------------------------------------------------------------------------------	----------------------------------------------------------------------------------------------------------------------

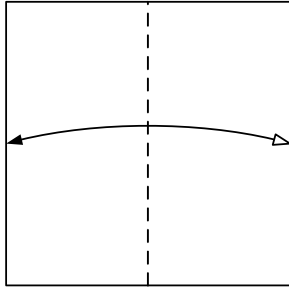
 <p>Nach innen zurückfalten</p>	 <p>Nach außen zurückfalten</p>
--------------------------------------------------------------------------------------------------------------------	---------------------------------------------------------------------------------------------------------------------

 <p>Markierungslinie</p>	 <p>Markierungspunkte</p>	 <p>Hinweiskreis</p>	<div style="border: 1px solid black; padding: 5px; display: inline-block;">08-09</div>  <p>Faltschritt(e) mit der angegebenen Nummer wiederholen</p>
-------------------------------------------------------------------------------------------------------------	--------------------------------------------------------------------------------------------------------------	---------------------------------------------------------------------------------------------------------	-------------------------------------------------------------------------------------------------------------------------------------------------------------------------------------------------------------------------------------------------

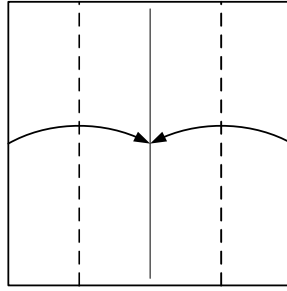
<p>Papier umdrehen</p>  <p>nach rechts   nach links   nach oben   nach unten</p>				<p>Papier um die angegebene Winkelzahl drehen</p>  <p>nach rechts   nach links</p>	
---------------------------------------------------------------------------------------------------------------------------------------------------------------------	--	--	--	------------------------------------------------------------------------------------------------------------------------------------------------------------------------	--

# Origami Schrank


Copyright 2008-2013 © www.orime.de Dominik Meißner




1



2




3



4



Foto



CP